



How to travel on public transport to and from Swinburne University – Hawthorn Campus

myki

myki is your ticket to travel on Melbourne’s public transport network and some regional train and bus services across Victoria. Choose either a myki money (pay as you go) or myki pass (consecutive days of travel) product that suits how often you use public transport, and then top up with funds as required. For information on public transport fares, and to use the Fare Calculator visit ptv.vic.gov.au/myki

Buy and top up your myki

To use immediately:

- > PTV Hubs
- > At over 800 myki retail outlets including all 7-Eleven stores
- > Premium Station ticket offices
- > myki machines at train stations and premium tram and bus stops (full fare card sales only)
- > Onboard the bus (\$20 max.)
- > There are a number of locations on Glenferrie Road to top up your myki

If planning ahead:

- > Visit ptv.vic.gov.au or call 1800 800 007

Allow up to 7 days for delivery of a new myki card and 24 hours for online top ups.

Concession travel

Local, full-time students may be eligible to travel at a concession rate when carrying a Victorian Public Transport Tertiary Concession Card (please note, university student cards cannot be used in place of a Concession Card). Application forms can be picked up at any Premium Station or can be downloaded from your student portal.



International undergraduate students may be eligible to buy a half-price annual pass called an iUSEpass for the zone/s in which they study. Please visit ptv.vic.gov.au/iuse for more information.

Night Network

Open up your night with **Night Network**. The one-year Night Network trial includes all night public transport on weekends, with all night trains, trams, buses and a 2am coach service to key regional centres. Night Trains on the Alamein, Belgrave and Lilydale lines operate to Glenferrie Station and Route 75 Night Trams also travel nearby.


Free Tram Zone

Tram travel within Melbourne’s CBD and Docklands is free, look out for **Free Tram Zone** signs at tram stops that identify zone boundaries. If your journey starts or finishes outside the boundaries of the Free Tram Zone, you must touch on your myki at the reader in the normal way to make sure you have a valid ticket.

Train 	
Line	Nearest station
Alamein, Belgrave, Lilydale	Glenferrie Station
	Night Trains on the Alamein, Belgrave and Lilydale lines run to/from Flinders Street Station on Friday and Saturday nights

Tram



Route No.	Route	Nearest stop
16	Melbourne University – Kew	Stop 74, Glenferrie Station/ Glenferrie Rd
70	Waterfront City – Docklands – Wattle Park	Stop 32, Glenferrie Rd/ Riversdale Rd. Connect with Route 16 trams along Glenferrie Rd
75	Etihad Stadium Docklands – Vermont South	Stop 32, Glenferrie Rd/ Riversdale Rd. Connect with Route 16 trams along Glenferrie Rd
		Route 75 Night Trams run every 30 minutes on Friday and Saturday nights

Bus



Route No.	Route	Nearest stop
624	Kew – Oakleigh	Auburn Station/ Auburn Rd

Swinburne University Hawthorn – Stops around campus

